



Motif

Available finishes

Solid surface and hand etched glass.

Selection of pattern options available, please refer to the Omvivo website or contact Omvivo directly.

Assembly

Motif basin assembly includes:

- Basin
- Chrome spacer
- $\varnothing 32$ mm Chrome pop-up waste
- Rubber seals
- Chrome locknut

Cleaning

Solid surface and Glass - Clean with warm soapy water or non acidic, mild detergent and a soft cloth. Finish by cleaning off detergents with a soft wet cloth and towel dry.

Additional information and recommended fittings

Use an outlet that uses 5-7 litres per minute.

Omvivo outlets are ideal to use with the Omvivo basin collection.

Important

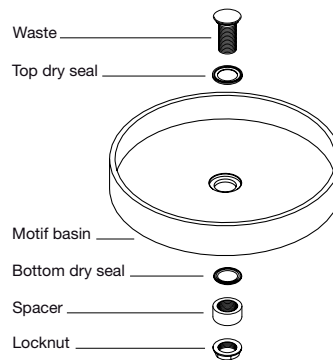
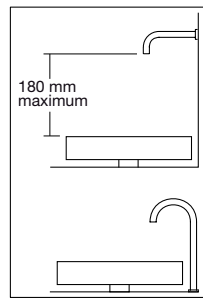
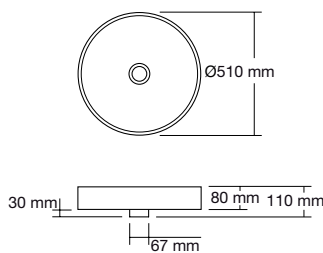
This is not an installation guide.

Please contact OMVIVO for technical details.

Product specifications are subject to alteration without notice.

©OMVIVO Pty Ltd. 2009.

Assembly



design Thomas Coward



OMVIVO

Omvivo Pty Ltd Schiavello Complex T: + 61 3 9339 8130
1 Sharps Road Tullamarine F: + 61 3 9330 8611
Victoria Australia 3043 info@omvivo.com

www.omvivo.com

Note: due to varying manufacturing methods, the dimensions illustrated here are nominal and subject to change. Omvivo has detailed, to the best of its ability, the most approximate measurement possible for each product given the method of manufacturing used.