



# Latis Round Stone

## Available finishes

Selection of natural stones.

For available finishes, please refer to the Omvivo website or contact Omvivo directly.

## Assembly

Latis round basin assembly includes:

- Basin
- $\varnothing 32$  mm chrome pop up waste
- Rubber seals
- Chrome locknut

## Cleaning

Natural Stone - Wipe up spills immediately. Clean with warm soapy water (a mild, neutral PH7, non-acidic detergent) and a soft cloth. Finish by cleaning off detergents with a soft wet cloth and towel dry. To ensure your natural stone looks its best year after year, apply a stone sealant approximately every 6 months or when required.

## Additional information and recommended fittings

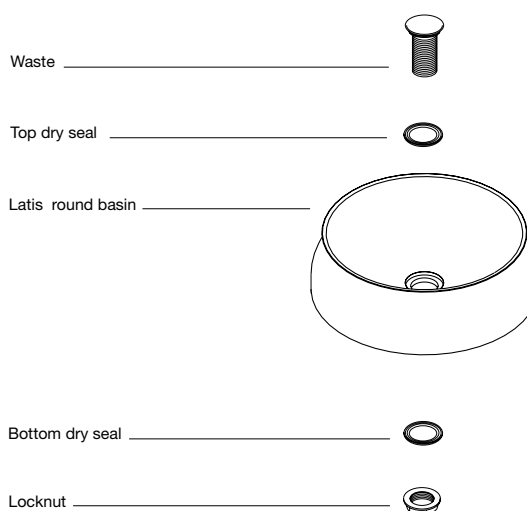
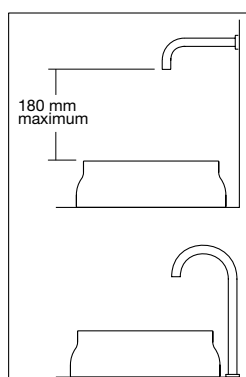
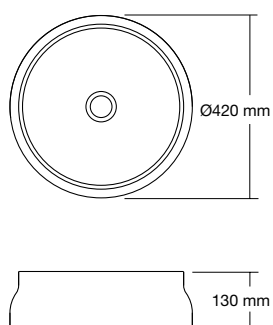
Use an outlet that uses 5-7 litres per minute. Omvivo outlets are ideal to use with the Omvivo basin collection. The Latis round basin can be bench mounted onto the Latis trestle table.

## Important

This is not an installation guide. Please contact OMVIVO for technical details. Product specifications are subject to alteration without notice.

©OMVIVO Pty Ltd. 2009.

## Assembly



design Thomas Coward



**OMVIVO**

Omvivo Pty Ltd Schiavello Complex T: + 61 3 9339 8130  
1 Sharps Road Tullamarine F: + 61 3 9330 8611  
Victoria Australia 3043 info@omvivo.com

www.omvivo.com

Note: due to varying manufacturing methods, the dimensions illustrated here are nominal and subject to change. Omvivo has detailed, to the best of its ability, the most approximate measurement possible for each product given the method of manufacturing used.