



Aqua Glass Shallow

Available finishes

Selection of glass options.

For available finishes, please refer to the Omvivo website or contact Omvivo directly.

Assembly

Aqua basin assembly includes:

- Basin
- $\varnothing 32$ mm chrome pop up waste
- Rubber seals
- Chrome locknut
- Chrome spacer

Cleaning

Glass - Clean with warm soapy water, or non acidic, mild detergent and a soft cloth. Finish by cleaning off detergents with a soft wet cloth and towel dry.

Additional information and recommended fittings

Use an outlet that uses 5-7 litres per minute.

For best results the water should fall at a 90 degree angle, directly down onto the vessel. Omvivo outlets are ideal to use with the Omvivo basin collection.

Important

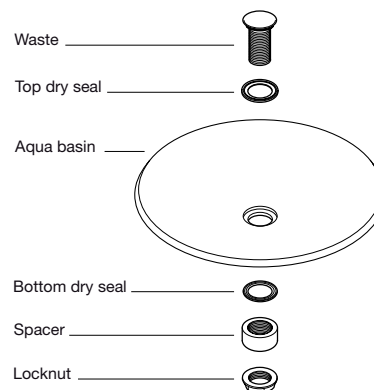
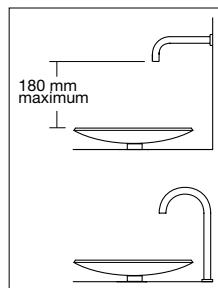
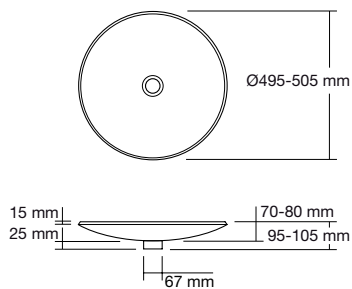
This is not an installation guide.

Please contact OMVIVO for technical details.

Product specifications are subject to alteration without notice.

©OMVIVO Pty Ltd. 1993.

Assembly



design Omvivo



OMVIVO

Omvivo Pty Ltd Schiavello Complex T: + 61 3 9339 8130
1 Sharps Road Tullamarine F: + 61 3 9330 8611
Victoria Australia 3043 info@omvivo.com

www.omvivo.com

Note: due to varying manufacturing methods, the dimensions illustrated here are nominal and subject to change. Omvivo has detailed, to the best of its ability, the most approximate measurement possible for each product given the method of manufacturing used.